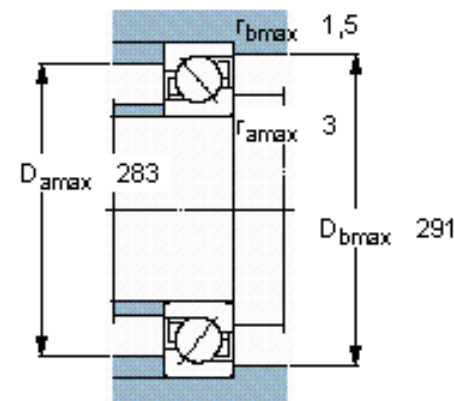
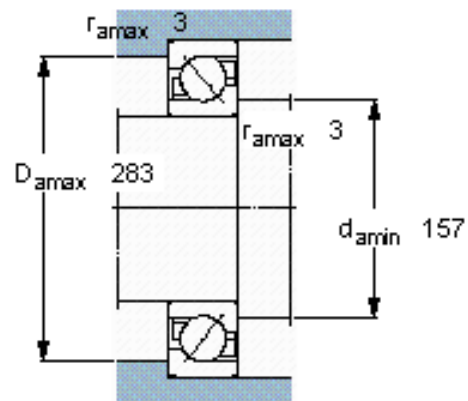
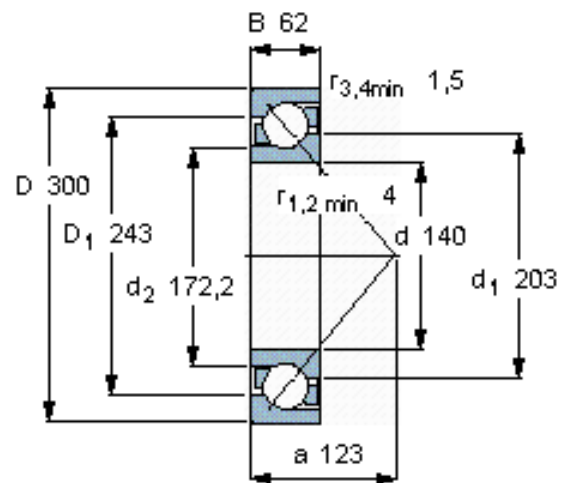


### Angular contact ball bearings, single row

Principal dimensions			Basic load ratings		Fatigue load limit Pu	Speed ratings		Mass	Designation
d	D	B	dynamic	static		Reference speed	Limiting speed		
mm			kN		kN	r/min		kg	-
140	300	62	302	345	9,8	2600	2600	21,3	7328 BCBM

\* - SKF Explorer bearing



#### Calculation factors

$k_r 0,09$   
 $k_a 1,4$   
 $e 1,14$   
 $X 0,35$   
 $Y 0,57$   
 $Y_0 0,26$